

AUTOMATIONS FOR SWINGING GATES

up to 3,5 m



Personalized key operated unlocking system (SB.DUITK) or lever operated unlocking system (SB.DUITL)



Prepared for 180° release device




Prepared for battery back-up system



LEGEND ON PAGE 11

DU.IT14N DU.IT24NVE

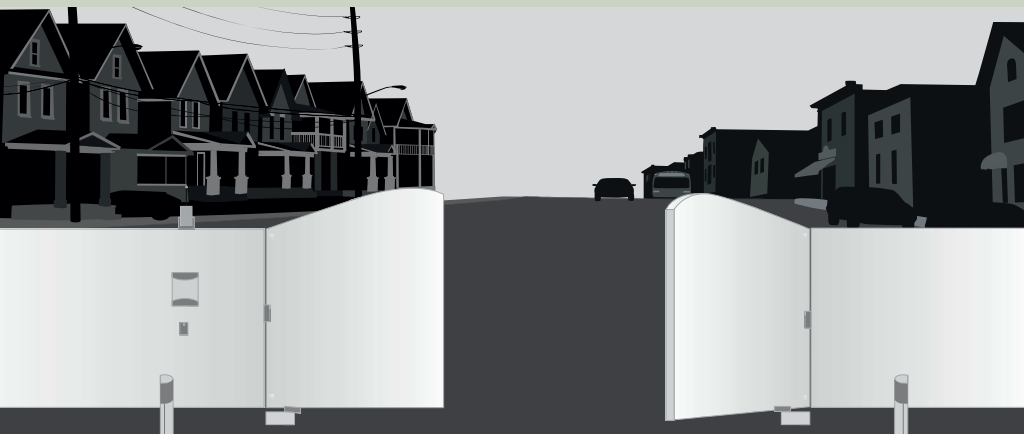


UNDERGROUND INSTALLATION

- Self-locking electromechanical operator
- A foundation box made of stainless steel or with cataphoresis coating for the actuator facilitates installation and makes it possible to replace the actuator without having to disassemble the existing gate
- Reliable and strong reduction unit with all the mechanical components made of steel
 - Available in quick version DU.IT14NV

24 Vdc

- Self-locking 24Vdc electromechanical operator for intensive use
- Prepared for battery back-up system
 - Electromechanical limit switches available as accessory (DU.FCN)
 - Amperometric anticrushing control



TECHNICAL DATA	DU.IT14N	DU.IT14NV	DU.IT24NVE
Power supply	230 Vac	230 Vac	230 Vac
Motor supply	230 Vac	230 Vac	24 Vdc
Max. absorbed current	1,6 A	1,6 A	11 A
Torque	370 Nm	220 Nm	280 Nm
Opening time	22"	11"	15"
Operation cycle	30%	40%	intensive use
Protection level	IP 67	IP 67	IP 67
Operating temp.	-20°C /+50°C	-20°C /+50°C	-20°C /+50°C
Leaf max dimension	3,5 m	2,1 m	3,5 m
Weight	11,8 Kg	11,8 Kg	10 Kg
Encoder	No	No	Yes
Items no. per pallet	44	44	44

DU.ITIX



Self-supporting stainless steel foundation box, max opening of 110". Comes only with cover, requires an unlocking accessory operated with hex key (SB,DUIT.L) or personalized key (SB,DUIT.K). Built-in mechanical open and close stops.

DU.ITCF



Self-supporting foundation box with cataphoresis coating, max opening of 110". Comes only with cover, requires an unlocking accessory operated with hex key (SB,DUIT.L) or personalized key (SB,DUIT.K). Built-in mechanical open and close stops.

**SB,DUIT.K
SB,DUIT.L**



Unlocking kit consisting of an unlocking system with personalized key (SB,DUIT.K) and components for connecting the motor to the gate.

**SB,DU180.K
SB,DU180.L**



180° release device for DU.IT14N/NV/NVE with personalized key (SB,DU180.K) or hex key (SB,DU180.L).

DU.ITST



Adjustable mechanical open stop 75°/80°/85°/90°/95°/100°

DU.FCN



Water-proof limit switches device for DU.IT14N/NV/24NVE.

ID.TA



Aluminium warning board Available in different languages

HEADY



230 Vac control panel with built-in 433,92 Mhz 64-code receiver, integrated display and fixed slowing-down functions. (for full features see page 164)

BRAINY



230 Vac control panel with built-in 433,92 Mhz 64-code receiver, integrated display and a number of operating logics. Inputs to connect the encoder (for full features see page 162)

BRAINY24



24 Vdc control panel for swinging gates with a number of operating logics. Programmable through the display, built-in 433,92 Mhz 64-code receiver.(for full features see page 162)

DU.V96



12 Vdc vertical electric lock, supplied with counterplate. Permits external release

DU.V90



12 Vdc horizontal electric lock, supplied with counterplate. Permits external release

DU.9990



Covering plate for DU.V90

E.LOCK



230 Vac vertical electric lock, supplied with counterplate. (ideal for HEADY)

E.LOCKSE



Extended cylinder for E.LOCK electric lock. It allows to unlock gates up to 55mm-thick from the outside

NIMH.CB



Accessory with CBY,24V battery charger card, NIMH batteries and support.

BRAINY24.CB



Accessory for BRAINY24 with CBY,24V battery charger, 1.2 Ah batteries and base.

CBY.24V



Battery charger card. The CBY,24V card allows to charge two different types of nickel metalhydrate and lead batteries.

**DA,BT6
DA,BT2**

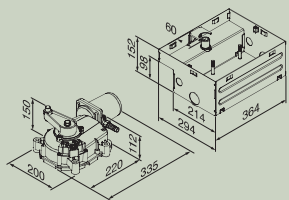


DA,BT6: 7Ah 12 VDC Battery
DA,BT2: 2,1Ah 12 VDC Battery
DA,BT6 need must be fitted into an external box

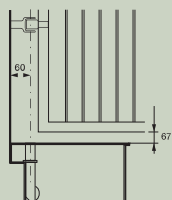
NIMH



2 Ah , 24 Vdc NIMH batteries



MINIMUM MEASURES



INSTALLATION LIMITS	DU.IT14N
LEAF DIMENSION	MAX. WEIGHT
2,1m	600 kg
2,5m	550 kg
3,0m	500 kg
3,5m	400 kg

INSTALLATION LIMITS	DU.IT14NV
LEAF DIMENSION	MAX. WEIGHT
1,5m	300 kg
2,1m	250 kg

INSTALLATION LIMITS	DU.IT24NVE
LEAF DIMENSION	MAX. WEIGHT
2,1m	600 kg
2,5m	500 kg
3,0m	400 kg
3,5m	350 kg

Items no. per pallet

DU.ITIX 32 per pallet
DU.ITCF 32 per pallet